

Welcome to ESOL Entry 2

Islington Adult Community Learning
Autumn term

Teacher: Petra



Week 1

Monday 19th October

Today we will:

- Talk about the course and Zoom classes
- Agree online learning class rules
- Discuss best ways to send homework
- Talk about where you come from
- Ask questions and give personal details



Introduce yourself



- Say your name, where you come from and what languages you speak.
- Tell us about your country. Tell us something interesting, for example what you like or dislike about the weather, food or culture.



Can you find your country on the map? Where can you find a map of the world?

How do you greet people in your language?



ESOL Entry 3 Autumn term

Teacher: Petra

My contact details:



Email: petra.belikova@islington.gov.uk



Work mobile: 07971 613271

Course information



Course dates: 19th October – 9th December

This course is for you if English is not your first language and you would like to improve your speaking, listening, reading and writing skills.

Your learning plan:

Your teacher will support you to set learning goals for your individual learning plan.

Assessment:

You will keep a record of work showing what you have learned on the course and produce the evidence to demonstrate you are progressing.

There are no formal exams at the end of this course. You will receive a certificate from Islington Adult Community Learning.


After completing your course:



- You can progress to higher level ESOL courses.
- You may be able to continue your learning with us by joining other ACL courses:
 - Functional Skills English
 - Maths
 - Digital/ computer skills
 - Family learning
 - Vocational** and employment skills

vocational – (adjective) to prepare you for a specific type of work

What do you need for online classes?



What do you need for online classes?

- pen or pencil
- notebook or paper
- phone, tablet or laptop
- earphones/ headphones
- internet connection



Discussion

What are digital skills?

Do you think digital skills are important?

Why?

Do you think that Coronavirus has made digital skills even more important? Why?




Digital skills

How well can you do the following:

1. Type a short text on your phone, tablet or computer
2. Take a picture and send it in a text message, WhatsApp or email
3. Send an email
4. Open an email attachment/ file
5. Search for information online





Zoom lessons

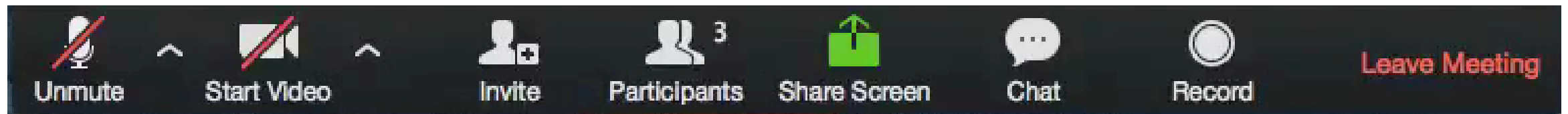
- **Monday and Wednesday 10 am – 12 noon**
- I will email you the link for the Zoom meeting before each lesson
- Log in to the session 5-10 minutes before the start time to give yourself time to test your microphone and speakers (and fix any technical problems)
- Try to be somewhere quiet, away from noise where you can concentrate on your learning
- Even if you are at home, wear appropriate clothes 😊

Navigating the Zoom menu

Microphone: you can turn your microphone off (= mute) or on (= unmute)

Video: you can turn your camera on or off

Chat: you can message the whole group or send a private message to one person only



↑
unmute mic
only when it's
your turn to
speak



↑
turn webcam
on/off



↑
raise your hand
or view who else
is in the meeting



↑
share your
screen when
it's your turn to
present

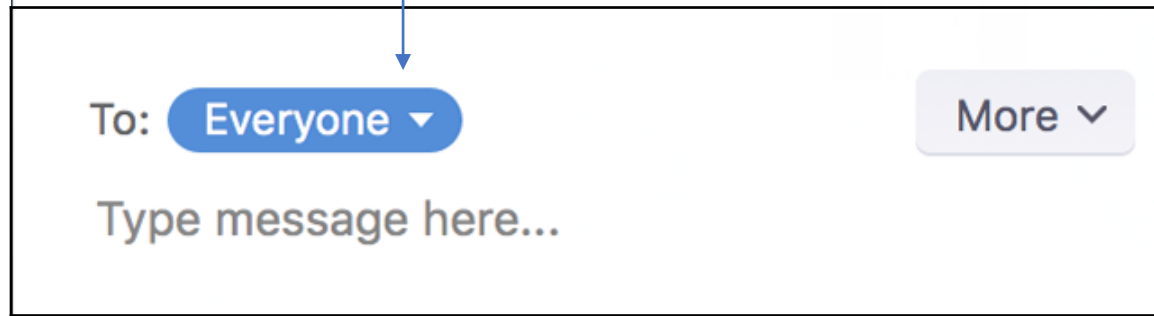
↑
join the chat
discussion or
share links

↑
leave the
meeting at
the end of
class

Let's try Zoom chat!

You can choose to send your message to everyone or send a private message to one person, for example to your teacher.

select: "everyone" or the name of the person you want to message



The screenshot shows a chat interface with a 'To:' field containing a blue button labeled 'Everyone' with a downward arrow. To the right is a grey button labeled 'More' with a downward arrow. Below the 'To:' field is a text input area with the placeholder text 'Type message here...'. A blue arrow points from the text above to the 'Everyone' button.

- Task: 1. Say hello in the chat, send the message to everyone.
2. Say hello in the chat, send the message only to your teacher.

Online learning class rules

What **rules** do you think we should have for our online lessons?




Online learning class rules

- Be on time
- Respect other people
- Respect when other people speak
- Try to be somewhere quiet
- Mute your microphone if you have a lot of background noise
- Have pen and paper ready
- Do your homework (on time)
- Be **patient** as some people may have problems with technology or internet connection
- Never record any part of the session or take screenshots
- Have fun and work hard! 😊

patient – (adjective) able to wait calmly and quietly if there is a problem or something is not working

a patient – (noun) a person in a hospital or GP surgery who isn't well

Greetings and getting to know you



1 SAYING HELLO

a **1.1** Listen and read. Number the pictures 1–4.

1 **A** Hi, I'm Tom. What's your name?

B Anna.

A Sorry?

B Anna!

2 **A** Hi, Dad. This is Dave.

B Hello. Nice to meet you.

C Nice to meet you.

3 **A** Good evening. What's your name?


B My name's Janet Leigh.

A You're in room 5.

4 **A** Hello, John. How are you?

B I'm fine, thanks. And you?

A Very well, thank you.



be: personal questions

- 11 a Complete the questions with the words in the box.

holiday married job ~~name~~ address
number you from

- 1 What's your name ?
- 2 Where are you _____ ?
- 3 Are you here on _____ ?
- 4 How old are _____ ?
- 5 What's your telephone _____ ?
- 6 Are you _____ ?
- 7 What's your e-mail _____ ?
- 8 What's your _____ ?

Answers

be: personal questions

11 a Complete the questions with the words in the box.

holiday married job ~~name~~ address
number you from

- 1 What's your name ?
- 2 Where are you from ?
- 3 Are you here on holiday ?
- 4 How old are you ?
- 5 What's your telephone number ?
- 6 Are you married ?
- 7 What's your e-mail address ?
- 8 What's your job ?

6 VOCABULARY numbers 20–1,000



- a **1.16** Listen. How do you say 77 and 0 in phone numbers?

Email addresses:

@ = at **. = dot** **- = dash** **_ = underscore**

Watch a short video about email addresses:

<https://www.youtube.com/watch?v=OyiYMpLyAEE>

Practise reading these email addresses aloud:


maria.lopez@yahoo.co.uk

ahmed-said@gmail.com

john_smith@britishcouncil.org

Now practise saying your email address.

gabriel@clarkandmiller.com



at dot

Talking about you

Ask and answer questions with a partner.

- What's your first name?
- What's your surname?
- How do you spell your surname?
- Where are you from?
- What's your phone number?
- What's your email address?
- Are you married? **Yes, I am./ No, I am not.**

Yes, I am. NOT ~~Yes, I'm.~~



SPEAKING



Tip - 'Returning' a question:

When you are having a conversation, you often 'return' a question, that is ask somebody the same question that they asked you. You can do this by:

Saying ***And you?*** Or ***What about you?***

Let's practise

Where do you live?

Homework

Send an email to your teacher.

Write anything you want in your email.

You can just say 'Hello' and 'How are you?' if you like.