

Welcome to ESOL online E1/E2 Autumn Term 2021

Week 5 – LESSON 2

Health: use correct word order in sentences

Name and spell parts of the body

Talk about pain, say what hurts

Write sentences about symptoms

Welcome! Welcome back!

Welcome! Welcome back!

Adult Community Learning

Supporting our students

Safeguarding



Your safety and wellbeing is important to us

If you are experiencing bullying, violence or abuse of any kind,
don't keep quiet. We can help.

Talk to your tutor, centre staff or our safeguarding lead:

David Coleman Telephone: 07525 387549

Email: aclsafeguarding@islington.gov.uk



**GREATER
LONDON
AUTHORITY**



Information Advice and Guidance



IAG one-on-one sessions (by appointment only)

This term we are offering Information Advice and Guidance session online Monday afternoons from 1.00 – 4.00pm and Wednesday mornings from 9.30 – 12.30.

To book an appointment contact Alison Moore 07808879044 or email Alison.Moore@islington.gov.uk



**What's the weather
like today?**

**What's the
date today?**

CLASS OBJECTIVES

1. Say today's day and date, describe the weather.
2. Recap healthy eating, use correct word order in sentences.
3. At the doctor: name and spell parts of the body.
4. Say what's the matter.
5. Use some adjectives and adverbs to talk about symptoms (the problem).

Write the words about healthy eating in the correct order.

Example:

late at night eat You shouldn't

Write the words about healthy eating in the correct order.

Example:

late at night eat You shouldn't

You shouldn't eat late at night.

Write the words about healthy eating in the correct order.

a) food bad Fast is you for

b) water You should drink of plenty

c) important Breakfast very is

d) regular take You exercise should

Write the words about healthy eating in the correct order.

a) food bad Fast is you for

Fast food is bad for you.

b) water You should drink of plenty

You should drink plenty of water.

c) important Breakfast very is

Breakfast is very important.


d) regular take You exercise should

You should take regular exercise.

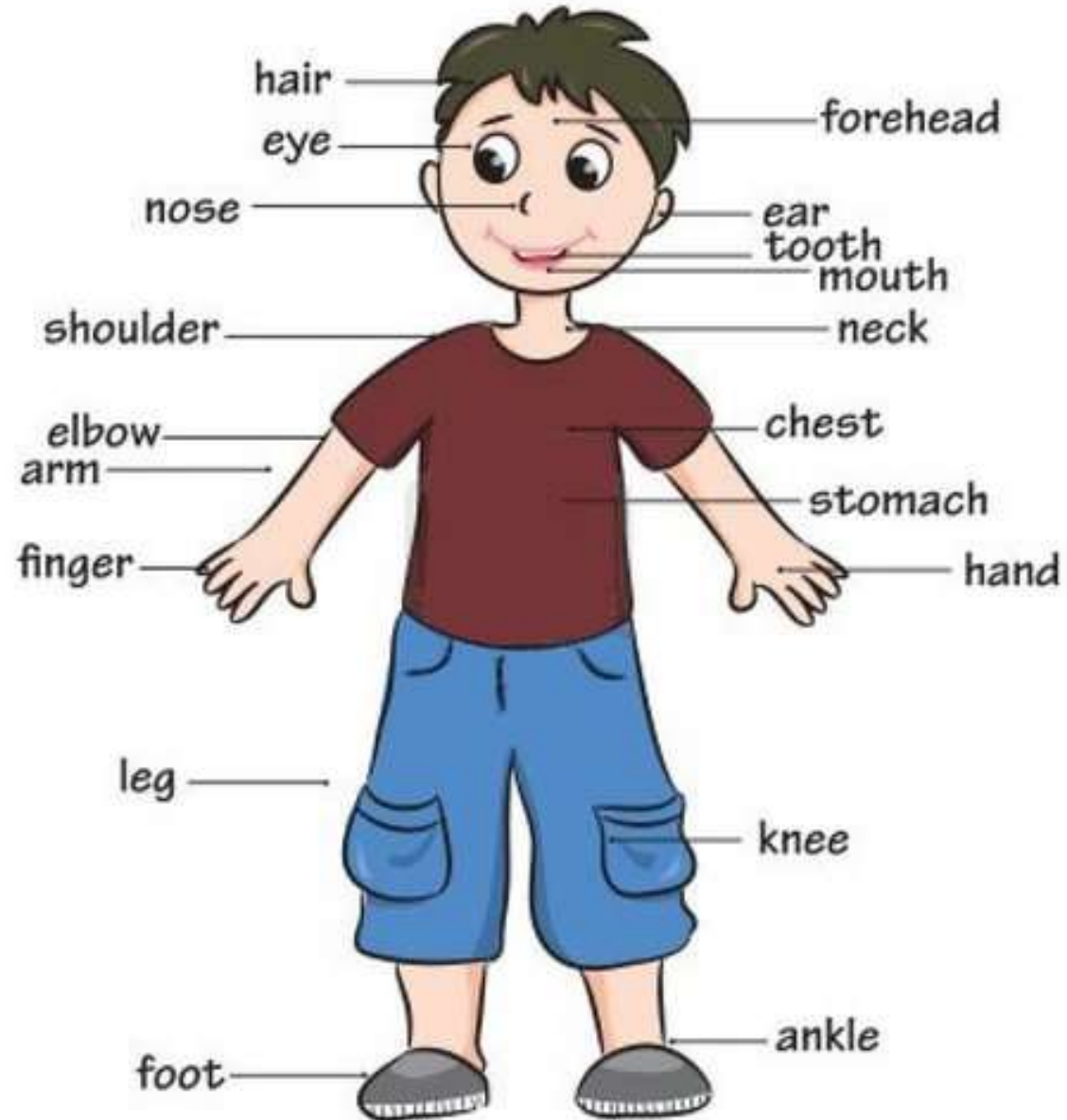
I feel ill!

When was the last time you were ill?

- What was wrong with you?
- What did you do?



Parts of the body



Parts of the body – Watch and listen

- <https://esol.britishcouncil.org/content/learners/grammar-and-vocabulary/beginners/parts-body>
- (Homework – try the activity again later on your own)

Copy the words

head

leg

foot

arm

ear

back

stomach

shoulder

Talking about pain – 2 different ways

1. a pain in my



2. ache



Earache

Complete the medical conditions using the words.

a pain in my

a pain in my.....

a pain in my

a pain in my

..... ache

.....ache

.....ache

.....ache

Complete the medical conditions using the words.

Example:

a pain in my shoulder

a pain in my.....

a pain in my

a pain in my

ear ache

.....ache

.....ache

.....ache

Answers

a pain in my shoulder

a pain in my leg

a pain in my arm

a pain in my foot

ear ache

back ache

headache

stomach ache

Have/has to talk about pain

1. I have a pain in my leg

She has a pain in her leg.

2. I have a pain in my shoulder

He has a pain in his shoulder.

3. I have backache

She has backache.

4. I have a headache

He has a headache.

We can also say:

• My leg **hurts.**

Her leg hurts.

• My shoulder hurts.

His leg hurts.

**HOW MUCH
DOES IT
HURT?**

a lot

quite a lot

a little

not much

not at all

Write sentences: Use verb have/has
He has ache.



Write sentences:
She has a pain in....

She has ache.



3



4

Write sentences



5



6

Write sentences:

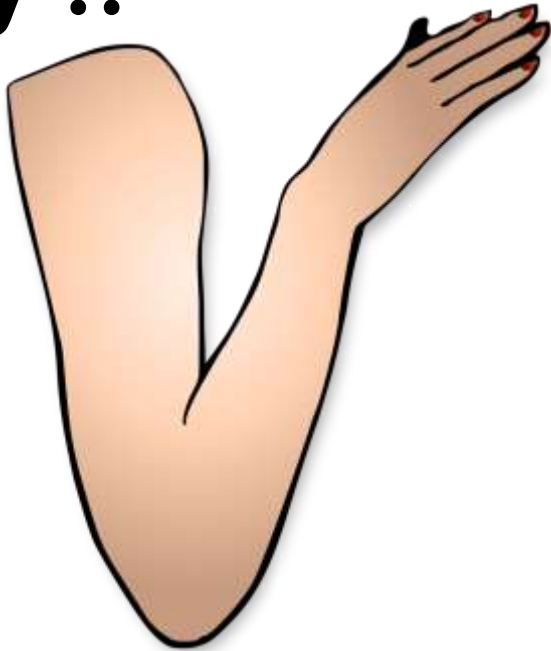
I have a pain in.....

My hurts.

• I..

7

• My ..



• I..

• My...

8



Have/has to talk about pain

1. I have a pain in my leg

She has a pain in her leg.

2. I have a pain in my shoulder

He has a pain in his shoulder.

3. I have backache

She has backache.

4. I have a headache

He has a headache.

We can also say:

• My leg **hurts.**

Her leg hurts.

• My shoulder hurts.

His leg hurts.

Parts of the body – Watch and listen

- <https://esol.britishcouncil.org/content/learners/grammar-and-vocabulary/beginners/parts-body>
- (Homework – try the activity again later on your own)
- Plus this one on Liveworksheets.com
- <https://www.liveworksheets.com/lh11659gj>